Linear Actuator

LAN Series

16. HIWIN LAN Series (2)

LAN3

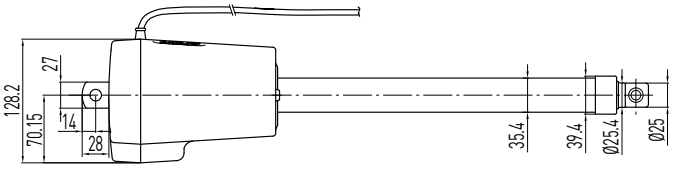

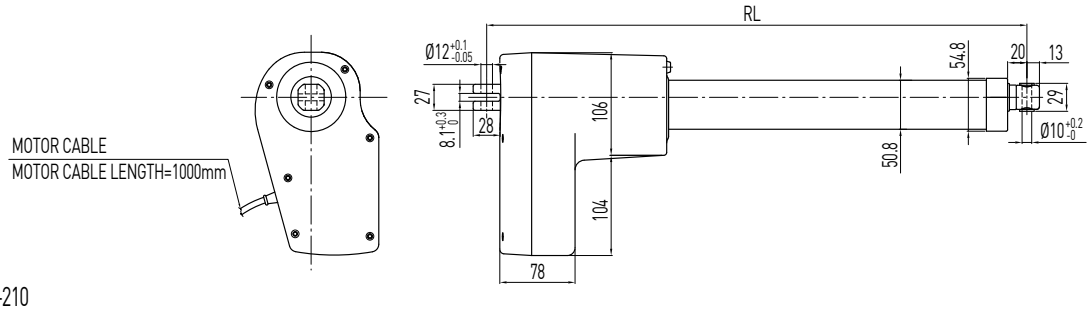

- RL = S+210
  Stroke < 200
  RL = S+260
  Stroke: 200~500mm
  RL: Retracted length
  S: Stroke length

Table 16.1 **Specifications**

Screw type	ACME
Weight*	5.31kg
Protection	IP54
Compatible controller	LAK6B / LAK2J
Working temp.	+5°C~40°C

* Stroke length 200mm

Option:

(1) IP66
(2) Potentiometer 10K ohm (RL = S+221 , S < 200mm / RL = S+271 , S: 200~500mm)
 * The max. stroke lengths with potentiometer: LAN3-1 Max.250mm, LAN3-2, Max.330mm, LAN3-3 Max.420mm
(3) Mechanical Spline (RL = S+252 , S < 200mm / RL = S+302, S: 200~500mm)
(4) Safety Nut (RL = S+222 , S < 200mm / RL = S+272 , S: 200~500mm);
 Safety Nut+Mechanical Spline (RL = S+259 , S < 200mm / RL = S+309 , S = 200~500mm)
(5) Mechanical quick release
(6) Back fixture turned 90°
(7) Fast motor 24Q
(8) 36VDC motor
(9) External reed switches (RL = S+290 , S < 200mm / RL = S+340 , S = 200~500mm)
(10) MR Sensor feedback
(11) Plug: DIN 4PIN plug / Stereo plug / Mono plug
(12) UL Version

Table 16.2 **LAN3 Specifications**

Model	Thrust max. (N)	Pulling max. (N)	Holding max. (N)	Speed (mm / s) Load = Max. / Load = 0	Standard stroke (mm) : S									Duty cycle %	Current max. (A) 24VDC	Potentiometer Resolution (Ohm/mm)	MR Sensor Resolution (mm/pulse)
LAN3-1	10000	6000	10000	4.5 / 8	100	150	200	250	300	350	400	-	-	10	8.3	37.5	0.16
LAN3-2	7000	6000	7000	6.5 / 9	100	150	200	250	300	350	400	450	500	10	8	28	0.22
LAN3-3	5000	5000	5000	9 / 12.5	100	150	200	250	300	350	400	450	500	10	7	22.5	0.27

* Stroke over 200mm (included), RL=S+260
* Min. input power = Voltage x Current max.

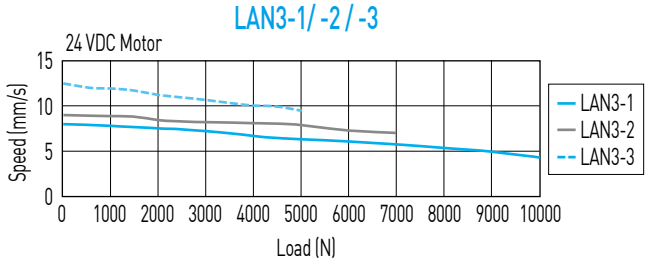

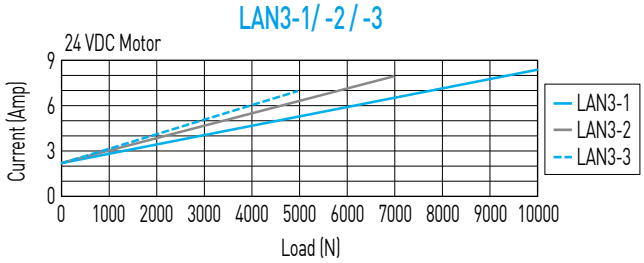

**Note: The test results are obtained by using the 24VDC power supply and holding by motor short-circuited.

Table 16.3 **Fast Motor 24Q**

Model	Thrust max. (N)	Pulling max. (N)	Holding max. (N)	Speed (mm / s) Load = Max. / Load = 0	Standard stroke (mm) : S									Duty cycle %	Current max. (A) 24VDC	Potentiometer Resolution (Ohm/mm)	MR Sensor Resolution (mm/pulse)
LAN3-1	10000	6000	10000	7 / 11	100	150	200	250	300	350	400	-	-	10	12	37.5	0.16
LAN3-2	7000	6000	7000	9 / 13	100	150	200	250	300	350	400	450	500	10	11	28	0.22
LAN3-3	5000	5000	5000	13 / 18	100	150	200	250	300	350	400	450	500	10	11	22.5	0.27

* Stroke over 200mm (included), RL=S+260
* Min. input power = Voltage x Current max.

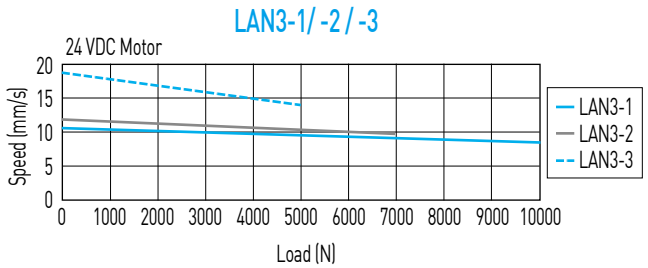

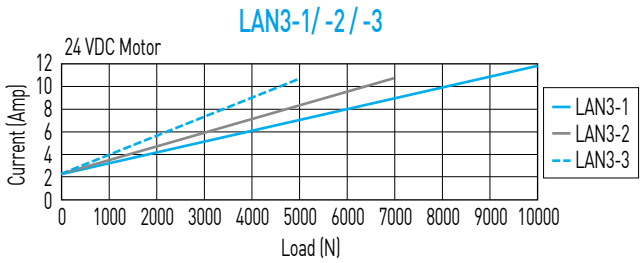

**Note: The test results are obtained by using the 24VDC power supply and holding by motor short-circuited.

Ordering Information

LAN3 - 1 1 - 1 - 200 - 24 G E

Model number	Force direction 1: Standard 2: Suspending install, pull	1: Basic model complete with internal limit switches	Stroke length	Voltage 24: Standard motor 24Q: Fast motor	Color B : Black G : Gray	Special models according to the customer's requirement (Ignore this part of the serial number if not available)